

# KWORCC & KCAMP

## SAFETY VIDEO LIBRARY

KWORCC, in cooperation with our sister pool KCAMP, offers training videos to our Member Counties at no cost. These videos are on a variety of subjects from back injury prevention to safe vehicle operations to hazardous materials safety to office safety. Each video deals with a specific hazard and gives useful and practical techniques that can be used to help prevent accidents.

To receive the maximum benefit from the videos, they should be viewed by as many applicable employees as possible. The reasonable length makes these videos perfect to fit into a 30 minute safety meeting, department head meeting or, more important, an employee crew meeting.

We request that you do not let your employees take the videos home to watch. If your county has problems with access to a video player/monitor, we suggest that you try the local public school, vo-tech center or library.

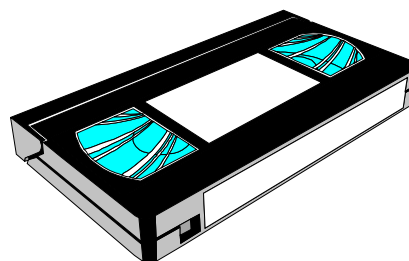
A maximum of two videos may be checked out for a two-week period.

To check out a video, phone or mail your request in to the KWORCC office at the phone number or address listed below.

Please return the video in a padded envelope to the attention of Nicole Jarboe at the address listed. We suggest you insure the package for \$100.

A complete inventory of our safety videos is included on the following pages. In addition you will find an order form that can be copied, filled out and faxed or mailed to KWORCC.

**KWORCC**  
**700 SW Jackson, Suite 200**  
**Topeka, Kansas 66603**  
**Toll Free: (877) 357-1069**



A listing of the safety videos and a check-out procedure is also available on KWORCC's website at: [www.kworcc.com](http://www.kworcc.com). Just fill the on-line form out and submit it to the KWORCC staff.

## SAFETY PRACTICES

SP-11 MEDICAL EMERGENCIES IN THE WORK PLACE I: LIFE-SUSTANING RESPONSE – This program serves mainly as a tool to increase awareness of what can happen during medical emergencies and the kind of quick, purposeful action that is required when seconds count and a person's life may be hanging in the balance. CPR is a main focus within this video. (13 minutes)

SP-12 MEDICAL EMERGENCIES IN TEH WORK PLACE II: EMERGENCY FIRST RESPONSE – This program will show your employees the importance of knowing emergency first response procedures and will provide the basic information they need to report emergencies and administer first-aid treatment. Demonstrations are given on how various types of injuries should be handled. (17 minutes)

## GENERAL SAFETY

G-4 RESPIRATORY SAFETY – The proper fitting, use and care of respirators. A respirator program requires a good deal of preparation and knowledge, and this video provides much of the necessary basic knowledge needed to establish a proper respirator program. (12 minutes)

G-5 DRIVING ENVIRONMENT – Environmental factors play a significant role in driver performance. At the completion of this lesson, the student will know how the following environmental factors will effect their driving performance: (1) darkness, (2) weather, (3) unfamiliar terrain, (4) special traffic controls and (5) non-traffic related hazards. The program emphasis is on weather factors. (18 minutes; a copy of this same video is also catalogued as G-11)

G-6 DRIVING RISK CONTROL – Every time we drive a motor vehicle there is some form of risk involved. Professional driving requires the continual acceptance or reflection of those risks. This lesson was designed to create an awareness of the risks associated with five common driving characteristics: passing, yielding, following, speed control and environmental factors. By training drivers to recognize risk characteristics, they are able to select, limit and control them. (19 minutes; a copy of this same video is also catalogued as G-10)

G-7 LIFTING & CARRYING – Employees need to know how to safely move an object from point A to point B. This is an excellent review of how to lift and carry and minimize the chance of injury. (12:30 minutes)

G-8 CHAIN SAWS AND COMMON SENSE – A guide for people for BOTH. (20 minutes)

G-9 TRAFFIC PERCEPTUAL SKILLS – Upon completion of this lesson, the student will know, appreciate and be capable of applying each of the following traffic perceptual skills: (1) search, (2) identify, (3) predict, (4) decide and (5) execute. (26 minutes; ask for a copy of the test)

G-10 DRIVING RISK CONTROL – This is an exact copy of G-6

- G-11 DRIVING ENVIRONMENT – This is an exact copy of G-5
- G-12 MINUS TEN – Following this lesson, the student will recognize how to avoid the driver errors which most presently result in low speed motor vehicle collisions that cause personal injuries and property damage. Emphasis is placed on correct backing procedures. (23 minutes; ask for a copy of the test)
- G-13 DRIVER PERFORMANCE TEST II – A performance test used to analyze the driving skills of your employees. (1 hour; ask for a copy of the test)
- G-14 SPORT II – A video oriented motor vehicle driving test that measures the drivers on-the-road performance. (56:30 minutes; ask for a copy of the test)
- G-16 CONFINED SPACE ENTRY – Due to lack of training, confined spaces are responsible for many deaths every year. This video addresses the risks and operational safety standards for confined spaces commonly found in public works and construction such as testing, ventilation and rescue procedures. (20 minutes)
- G-19 HAZARD COMMUNICATIONS – Required by OSHA for training all employees in chemicals and hazardous materials used in the work place. Program includes chemical spills and reinforces the information required for training employees in MSDS and basic hazard communications. (13 minutes)
- G-20 SAFETY COMMITTEES - THE REAL STORY – In the limited time allowed by the manufacturing industry, effective safety committees may be difficult to achieve, but can be effective if properly used. In most cases, safety committees become a burden rather than providing true benefit. This program explains how to make them effective, without wasting time or effort. (12 minutes)
- G-21 UNSAFE ACTS - HUMAN BEHAVIOR – The vast majority of accidents in the work place are caused, in whole or in part, by the unsafe acts of employees. Therefore, the major emphasis of this tape is reducing unsafe acts through education. (11 minutes)
- G-22 DRIVER & TRAFFIC EXPOSURE – Many people feel they are still able to drive reasonably safe after consuming alcoholic beverages. This program takes the viewer through a scientific experiment designed to test that theory. (28 minutes)
- G-25 SNOW PLOW – This video demonstrates use of snow plow scoop along with various other parts and compares their effectiveness. Takes viewer through installation of snow scoop. (30 minutes)
- G-26 ASBESTOS THREAT – Designed to explain what asbestos is, where it is found and what everyone can do to reduce the exposure to this cancer-causing substance. Asbestos can be found at work, schools, home and many other structures. This program is designed for general safety awareness. (7 minutes)
- G-27 BLOODBORNE PATHOGENS (BBP) FOR NON-HEALTH CARE WORKERS – Designed for all employees regardless of their job to make them more aware of HIV and Hepatitis B viruses

that can be transmitted through blood or body fluids contaminated with blood products. Helping an accident victim by providing CPR in an emergency could result in the transmission of BBP. Therefore, having the basic knowledge and information can reduce the risk of exposure. For all audiences, but specifically for persons who are not at occupational risk of exposure, but could be infected by “good samaritan” acts. (12 minutes)

G-28 AMERICANS WITH DISABILITIES ACT – This law prohibits discrimination against qualified people with disabilities in employment, public services, public transportation, public accommodations and telecommunications. This video provides an explanation of the requirements of this new law which is applicable in all states. It can be used to train management, supervisors and employees. (14 minutes)

G-29 HOW TO DEVELOP AN EFFECTIVE SAFETY PROGRAM – Designed for supervisors and mid-management, this tape explains how supervisors are the key to any program and how to provide safety leadership. Complete step-by-step program for successfully developing and implementing an effective safety program. These steps, when implemented, have reduced accidents and injuries by as much as 50 percent to 75 percent. (19 minutes)

G-30 CARPAL TUNNEL SYNDROME (CTS) – This program explains what CTS is, how to prevent CTS and what employees can do to reduce the effects of CTS. (14 minutes)

G-31 SUPERVISOR’S GUIDE TO ACCIDENT REPORTING – Discusses why information is necessary and how to conduct an effective and thorough accident investigation. (12 minutes)

G-32 HOW TO PREVENT SLIPS, TRIPS AND FALLS – Ninety-eight percent of all slip and falls can be prevented. Take care of the hazards in your workplace before they cause a costly injury.

Covers the following:

1. Outside of building and entryway
2. Housekeeping and walk-off mats
3. Polishing, waxing and mopping safely
4. Stair and ladder safety
5. Employee training (12 minutes)

G-34 OFFICE SAFETY - Ergonomically up-to-date, this video addresses the new hazards now found in the office environment because of computer terminals and reduced need for physical movement. Includes safe lifting techniques, fire prevention and protecting against repetitive strain injury. (20 minutes)

G-35 HEAT STRESS – Working in hot environments and strenuous physical activity cause heat reactions in the body – a hazard without proper management. (12 minutes)

G-36 FORKLIFT SAFETY – This video explains OSHA operating requirements and stresses the value of safety. (15 minutes)

G-37 CUSTOMER ACCIDENTS & THIRD PARTY LIABILITY – Well-prepared employees can save you costly law suits. Educate your employees on what to do in the event of an accident where a

non-employee may make a claim. (13 minutes)

G-38 TRAFFIC CONTROL – This video covers the common causes of traffic control accidents. It discusses the requirements for effective traffic control including: (1) traffic control devices; (2) proper signing; (3) basic flagging requirements. (17 minutes)

G-39 CRANE OPERATOR SAFETY – This video is an educational tape on hazards to avoid when operating cranes. The video covers such things as pre-use inspection, maintenance, safe operation and electrical line hazards. (14 minutes)

G-40 RIGHT TO KNOW OFFICE SETTING – Chemical hazards can be found in any work environment, so don't forget to keep your office employees informed. This video covers the common office chemicals and OSHA HazCom regulations. (9 minutes)

G-41 TICKS: THEY CAN BUG YOU – This video describes how to avoid being bitten by a tick and first aid procedures if you are exposed. (17 minutes)

G-42 DOG BITE PREVENTION – This video informs you how to minimize your exposure to dog bites by making informed decisions. (10 minutes)

G-43 BACKHOE OPERATION & SAFETY – Because of their versatility, backhoes are one of the most common pieces of equipment on a construction site. This video encourages attention to safety and correct use of your backhoe. (8 minutes)

G-44 VIDEO DISPLAY TERMINAL (VDT) – (Humorous) Review the safe use of VDTs with employees and covers many areas of employee concern when operating VDTs. (16 minutes)

G-45 OFFICE ERGONOMICS – (Humorous) Teaches physiology of the body and how it works, how ergonomic problems occur, parts of the body most susceptible and how “warm-up” exercises can help. (19 minutes)

G-46 SAFETY INSPECTION & MAINTENANCE OF PLAYGROUNDS – Information for the safe design and maintenance of play grounds for children. (21 minutes)

G-47 SEAT BELT SUCCESS (THE ROGER NEWMAN STORY & MOBILE EQUIPMENT SAFETY – The first part of this video discusses how a true story of survival contributed to the use of seatbelts. (7 minutes) Part two of this video is on mobile construction equipment safety. (19 minutes)

G-48 WORKPLACE VIOLENCE FOR EMPLOYEES – The purpose of this tape is to provide information and realistic sceneries that will help to optimize you security and safety strategy. (27 minutes)

G-49 HOMICIDE IN THE WORK PLACE – The protection of employees is paramount. (18 minutes)

G-50 LEARN TO WELD - THE LINCOLN WAY – The selection of proper clothing to equipment is reviewed. (18:30 minutes)

G-51 NEMA - WELDING SAFELY - THE WAY PROS DO IT – A step-by-step guide to proper welding techniques including PPE and safe operation of the equipment. (35 minutes)

G-53 HAND & POWER TOOL SAFETY – (Information on the safe operation and use of hand tools and powered tools. Including respect for tool and your attitude towards their safe use. (12:44 Minutes)

G-54 Seeing is Believing—Safely exposing buried utilities—(30 minutes)

G-56 LADDER SAFETY – There is a proper ladder and climbing technique for every job. This video discusses ladder selection, maintenance and use of these ladders. (18 minutes)

G-57 IN THE BLINK OF AN EYE:AN OCCUPATIONAL EYE SAFETY PROGRAM – According to Prevent Blindness America, more than 1,000 people suffer eye injuries at work every day. About 250 of these workers lose their eyesight – some temporarily, some permanently. (11 minutes)

G-58 LOCKOUT/TAGOUT UPDATE – Meet 29CFR1910 training and retraining requirements with this new production: (1) explanation of standard contents; (2) recognize and control hazardous energy sources; (3) type of energy and characteristics; (3) situation, devices and proper procedures and power systems. (17 minutes)

G-59 TRENCHING & EXCAVATION SAFETY – Live footage and computer graphics provide a clear explanation of the hazards created by digging trenches and excavations. Educate all employees working in or around trenches. (19 minutes)

G-62 SHOP SAFETY: GENERAL WORK FACILITY – Employees of fleet shops and transportation garages must be educated in order to comply with OSHA requirements and maintain a safe work place. (17 minutes)

G-63 PREVENTING BACK INJURIES – A comprehensive back care video discussing all aspects of preventing back problems. (18:45 minutes)

G-64 PROTECTING CUSTODIANS FROM BLOODBORNE PATHOGENS – A training guide for custodians in the prevention of AIDS and hepatitis. (18 minutes)

G-65 OFFICE & PERSONAL SECURITY – This video deals with the personal safety and the security of the work area. It points out ways that this security is violated and what procedures should be followed.

G-70 WHEEL LOADER OPERATING TECHNIQUES – This video discusses acceptable and safe operation of a wheel loader. (23 minutes)

G-71 MAKING SAFER ROADS – In this video, experts explain which roadside hazards present the worst problems and how to deal with them. (12 minutes)

G-72 TAKING CONTROL OF YOUR MOTOR GRADER – Modern motor grader controls and functions are shown in this video designed to improve operator skills. (19 minutes)

G-73 HOW TO GET MORE OUT OF YOUR MOTOR GRADER – Every municipality that owns a motor grader wants to find additional ways to capitalize on the investment. This video demonstrates road maintenance and building techniques many grader operators never believed possible.

(25 minutes)

G-74 "IT ALWAYS HAPPENS TO THE OTHER GUY" – James Whitmore narrates this video dealing with equipment safety. (21 minutes)

G-75 RIGHT-OF-WAY MOWING SAFETY – Developed in partnership with John Deere, this video should be seen by every mower operator. Filled with practical advice on ways to avoid accidents to operators, bystanders and the driving public. (23 minutes)

G-76 BACKHOE LOADER SAFE OPERATING TECHNIQUES – This video discusses the responsibility of the backhoe operator. It also discusses proper technique and safety issues. (14:30 minutes)

G-77 CRAWLER EXCAVATION - Working with crawler excavators including the maintenance and proper safety techniques. (22:30 minutes)

G-78 RIGGING & LIFTING WITH MOBILE CONSTRUCTION EQUIPMENT – This video discusses the techniques to be used in the lifting heavy loads on the construction site. (27 minutes)

G-79 LOCKOUT/TAGOUT OF CONSTRUCTION EQUIPMENT – The KDHR guidelines require that every county must have a lockout/tagout procedure in force. This video will help define the areas where procedures are needed. (18 minutes)

G-80 ROAD CREW SAFETY – One of the most dangerous jobs in the county is working on the streets and highways. This video discusses a multitude of subjects including proper signing of work zones and being responsible for your own acts. (23 minutes)

G-81 ROLLER COMPACTOR SAFETY VIDEO – Designed to bring the printed message in operators manuals to life on the video screen. Operators may not take the time to read an operators manual, but will watch a video. The presentation is divided into ten distinct segments, so you can plan your training sessions to fit work schedules. Produced by CIMA. (54 minutes)

G-83 SENSIBLE WOOD CUTTING - TIPS FROM THE PROS – Whether you are using a chain saw to fell trees, cut firewood or clean up around the yard, here are some basic tips and techniques that can make your cutting experience safer and more productive. (25 minutes)

G-84 FLAGGING – Properly flagging procedures along with the responsibilities of the flagger to control the situation. (17 minutes)

G-85 RIGGING & LIFTING WITH MOBILE CONSTRUCTION EQUIPMENT – A guide for the proper use of mobile equipment when lifting and swinging heavy materials. It deals with the rigging and how to attach the rigging to the equipment. (27 minutes)

G-86 NEW EMPLOYEE SAFETY ORIENTATION – This video visits the responsibility of organizations to develop policies and guidelines. It takes you through what they believe should be discussed at a new employee orientation. (23 minutes)

G-87 AVOIDING BACK PAIN – A Zomar Production that addresses back safety from the view of the worker. It takes the standard everyday jobs and shows what we do wrong and how we

could better protect our backs. (26 minutes)

G-88 CONSTRUCTION BACK SAFETY – Information and guidelines on the back so you can work harder and smarter in your life. (10 minutes)

G-89 DANGER SIGNS – Discusses the consequences of damaging or stealing signs. (9 minutes)

G-90 THE DISTRIBUTOR TRUCK -- A training video provided by Etyne. This video provides information on the design, safety and operation of a distributor truck.

G-91 FALL PROTECTION -- Addresses the different types of fall protection and details on the proper placement and use of fall protection equipment. (22 minutes)

G-92 THINKING ABOUT FALL PROTECTION – Fall protection equipment and the dangers associated with falls. (20 minutes)

G-94 LOW VISIBILITY & DRIVING – This video presents appropriate preventive measures and corrective actions that drivers can take to improve their ability to see and be seen. – (15 minutes)

G-95 SAFE WINTER DRIVING CONSIDERATIONS – Zeros in on safety tips and techniques for handling the hazards of winter driving. – (21 minutes)

G-96 THE COMPETENT PERSON & SOILS TESTING – OSHA requires that one person on an excavation job be considered the competent person. This video describes the requirements and how to determine possible dangers. (27 minutes)

G-97 SAFETY OREINTATION FOR SOLID WASTE – Safety issues and responsibilities of new employees in the solid waste industry (17 minutes)

G-98 TRENCHING & EXCAVATION SAFETY (ZOMAR) – Updated information on the proper procedures for trenching and excavation. (18 minutes)

G-99 ELECTRICAL SAFETY ILLUSTRATED – This video provides basic information on working around standard electrical equipment. (17 minutes)

G-100 FRONT-END LOADER SAFETY – This video is put out by MSHA and deals with their guidelines on the safe operation of a front-end loader in the pit. (7 minutes)

G-101 SAFETY ON OR NEAR WATER – MSHA video discussing the safe operation of dredges and PPE equipment required (14 minutes)

G-102 HAND AND POWER TOOL SAFETY -- The video discusses general safety rules, PPE and proper tools for the job. It also discusses the work area and attitude.

G-103 FIRE EXTINGUISHER (FIRE PREVENTION 2000) -- Updated video on the proper use of fire extinguishers and the different types of extinguishers available. (19:00)

G-104 KILLER BEES, WASPS AND SPIDERS -- Addresses information about bees, wasps & spiders to better prepare you to deal with an encounter. (36:40)

G-105 TERRORISM: EMPLOYEE AWARENESS - This video provides information about the possibility of a terrorist attack using Nuclear, Biological and Chemical weapons. Information on the terrorist threat and the actions you should take to protect yourself and your organization (revised March 1998) (29:43)

G-106 SLIPS, TRIPS AND FALLS - Various types of slip/trip/fall accidents are depicted at surface mines, plants, on dredges and in offices. This video stresses the importance of workers thinking safety - and being alert, observant and cautious. Special emphasis is placed on proper climbing procedures. (9 minutes) **On DVD**

G-107 STAY OUT OF THE DANGER ZONE - This video describes several fatalities that occurred with the use of remote controlled continuous mining machines. You will also hear from a survivor of a continuous mining machine accident. (12 minutes) **On DVD**

G-108 STAY CALM AND STAY IN THE CAB! - In this video you'll hear how a bulldozer operator felt while he was buried in a surge pile cavity, and how his company's safety efforts, before and during the accident, contributed to his safe recovery. (12 minutes) **On DVD**

G-109 EQUIPMENT GUARDING - This a two disc inter-related series of video segments on interactive **DVD** that explore equipment guarding in depth. (150 minutes).

G-110 HIGHWALL HAZARDS - In this interactive **DVD** you will have the opportunity to learn about the dangers of working near highwalls.

G-111 PERSONAL PROTECTIVE EQUIPMENT: REALITY IN THE PUBLIC SECTOR -- This **DVD** covers all types of PPE, proper selection, care and use (20 minutes)

G-112 CUSTOMER AND DELIVERY TRUCK DRIVERS HAZARD TRAINING - This **DVD** provides hazard information for truckers who frequent mine sites. Covered are safe work behaviors that will help truck drivers avoid the dangers of ground, electrical, transportation, slip and fall, and numerous other hazards that are common in and around mine sites. (10 minutes)

New

G-113 SLAM RISKS INSTRUCTIONAL GUID - INCLUDING "SLAM RISKS" - This interactive **DVD** is intended to be used as introductory materials for risk assessment training. The information in the DVD should help make you more aware of how risk assessment impacts the everyday tasks that are performed in the mining industry.

New

G-114 SLIPS TRIPS AND FALLS - TAKING THE RIGHT STEPS














New

G-115 THE BASICS OF LANDFILL SAFETY

G-116 LANDFILL SAFETY TRAINING - FIRE PREVENTION

New

G-117 LANDFILL SAFETY TRAINING - GENERAL SAFETY EQUIPMENT

-  G-118 THE BASICS OF TRANSFER STATION SAFETY
-  G-119 FLAGGER SAFETY TRAINING - DVD (11 minutes)
-  G-120 TRUCK HAULAGE SAFETY SERIES
-  G-121 INTRODUCTION TO LANDFILL OPERATIONS
-  G-122 INDUSTRIAL CRANE SAFETY - DVD (20 minutes) This video demonstrates the safe work practices and precautions necessary to keep crane operators and their co-workers out of harms way while cranes and hoists are being rigged or operated.
-  G-123 CRANE SAFETY IN CONSTRUCTION ENVIRONMENTS - DVD (14 minutes) This program reminds employees that over 90% of crane-related accidents are caused by human error and can be prevented.
-  G-124 TRANSPORT TRAILER SAFETY - DVD (26 minutes) This video shows employees how to safely load, chain down, transport and unload all types of equipment on all types of trailers.
-  G-125 SNOW REMOVAL TECHNIQUES: PLOWING TIPS FROM THE PROS - DVD (25 minutes) This video instructs snow plow operators from the pre-trip inspection to the post trip report, including the techniques and dangers in-between.
-  G-126 BUCKET TRUCK SAFETY - DVD (15 minutes)
-  G-127 HOUSEKEEPING AND ACCIDENT PREVENTION - DVD (14 minutes) Maintaining good housekeeping in the work area can significantly reduce accidents and injuries in any type of work environment.
-  G-128 ELEMENTS OF BACK CARE IN HEALTHCARE - DVD (16 minutes) Teach employees how to properly care for their backs and prevent injuries with this informative, new video.
-  Learn the basic function and design of the back, body mechanics and movement, various stretches and exersices, and proper techniques for patient movements and transfers.
-  G-129 CRANE SIGNAL PERSON BASIC TRAINING - DVD (18 minutes) Topics covered in this program include: A general overview of crane operations and limitations; clear demonstrations of the 20 standard crane hand signals; an explanation of correct voice signal communication; guidlines for using non-standard and new signals; and basic safety practices for crane signal person.



*New* G-130 HEAT STRESS - DVD (13 minutes) Topics covered include: situations leading to heat-related illnesses; heat stress, heat exhaustion and heat stroke; other heat-related illnesses; preparing to work in hot environments; engineering controls; and treating heat-related illnesses.

## ALPHABETICAL LISTING

<b>Video Title</b>	<b>Code Number</b>
Accident Reporting, Supervisor's Guide to	G-31
Americans with Disabilities Act	G-28
Asbestos Threat	G-26
Avoiding Back Pain	G-87
Back Injuries, Preventing	G-63
Backhoe Loader Safe Operating Techniques	G-76
Backhoe Operation and Safety	G-43
Basics of Landfill Safety	G-115
Basics of Transfer Station Safety	G-118
Bloodborne Pathogens for Non-Health Care Workers	G-27
Bloodborne Pathogens, Protecting Custodians from	G-64
Bucket Truck Safety (DVD)	G-126
Carpal Tunnel Syndrome	G-30
Chain Saws and Common Sense	G-8
Confined Space Entry	G-16
Construction Back Safety	G-88
Crane Operator Safety	G-39
Crane Safety in Construction Environments	G-123
Crane Signal Person Basic Training	G-129
Crawler Excavation	G-77
Customer Accidents & Third Party Liability	G-37
Customer and Delivery Truck Drivers Hazard Training	G-112
Danger Signs	G-89
Distributor Truck, The	G-90
Dog Bite Prevention	G-42
Driver & Traffic Exposure	G-22
Driver Performance Test II	G-13
Driving Environment	G-5
Driving Environment (final)	G-11
Driving Risk Control	G-6
Driving Risk Control (Final)	G-10
Electrical Safety Illustrated	G-99
Elements of Back Safety in Health Care	G-128
Equipment Guarding (DVD)	G-109
Eye Safety Program, In the Blink of an Eye	G-57
Fall Protection	G-91

## ALPHABETICAL LISTING

<b>Video Title</b>	<b>Code Number</b>
Fall Protection, Thinking About	G-92
Fire Extinguisher (Fire Prevention 2000)	G-103
Flagger Safety Training	G-119
Flagging, You're the Director	G-84
Forklift Safety	G-36
Front-End Loader Safety	G-100
Hand and Power Tool Safety	G-102
Hand and Power Tool Safety	G-53
Hazard Communications	G-19
Heat Stress	G-35
Heat Stress	G-130
Highwall Hazards (DVD)	G-110
Homicide in the Work Place	G-49
Housekeeping and Accident Prevention (DVD)	G-127
Industrial Crane Safety	G-122
It Always Happens to the Other Guy	G-74
Killer Bees, Wasps and Spider	G-104
Ladder Safety	G-56
Landfill Safety Training - Fire Prevention	G-116
Landfill Safety Training - General Safety Equipment	G-117
Landfill Safety Training - Intro to Landfill Operations	G-121
Lifting and Carrying	G-7
Lockout/Tagout of Construction Equipment	G-79
Lockout/Tagout Update	G-58
Low Visibility and Driving	G-94
Medical Emergencies in the Work Place I: Life-Sustaining Response	SP-11
Medical Emergencies in the Work Place II: Emergency First Response	SP-12
Minus Ten	G-12
Mobile Construction Equipment, Rigging and Lifting with	G-78
Motor Grader, How to Get More Out of Your	G-73
Motor Grader, Taking Control of Your	G-72
Mowing Safety, Right-of-Way	G-75
NEMA, Welding Safely-The Way Pros Do It	G-51
New Employee Safety Orientation	G-86
Office and Personal Security	G-65
Office Ergonomics	G-45

## ALPHABETICAL LISTING

<b>Video Title</b>	<b>Code Number</b>
Office Safety	G-34
Personal Protective Equipment:Reality in the Private Sector	G-111
Playgrounds, Safety Inspection and Maintenance of	G-46
Respiratory Safety	G-4
Rigging & Lifting with Mobile Construction Equipment	G-85
Right to Know Office Setting	G-40
Road Crew Safety	G-80
Roller Compactor Safety	G-81
Safe Winter Driving	G-95
Safer Roads, Making	G-71
Safety Committees-The Real Story	G-20
Safety On or Near Water	G-101
Safety Program, How to Develop an Effective	G-29
Seat Belt Succes	G-47
Seeing Is Believing-Safely Exposing Buried Utilities	G-54
Sensible Wood Cutting	G-83
Shop Safety: General Work Facility	G-62
SLAM Risks Instructional Guide - including "SLAM Risks"	G-113
Slips, Trips and Falls (DVD)	G-106
Slips, Trips and Falls - Taking the Right Steps	G-114
Slips, Trips and Falls, How to Prevent	G-32
Snow Plow Video	G-25
Snow Removal Techniques: Plowing Tips from the Pros	G-125
Soil Testing, the Compentent Person and	G-96
Solid Waste, Safety Orientation for	G-97
Sport II	G-14
Stay Calm and Stay in the Cab! (DVD)	G-108
Stay Out of the Danger Zone (DVD)	G-107
Terrorism: Employee Awareness	G-105
Ticks: They Can Bug You	G-41
Traffic Control	G-38
Traffic Perceptual Skills	G-9
Transport Trailer Safety	G-124
Trenching and Excavation Safety	G-59
Trenching and Excavation Safety (Zomar)	G-98
Truck Haulage Safety Series	G-120
Unsafe Acts-Human Behavior	G-21

## ALPHABETICAL LISTING

<b>Video Title</b>	<b>Code Number</b>
Video Display Terminal	G-44
Weld, Learn to-The Lincoln Way	G-50
Wheel Loader Operating Techniques	G-70
Workplace Violence for Employees	G-48

# ORDER FORM

## KWORCC & KCAMP SAFETY VIDEO LIBRARY

Safety videos may be checked out free of charge by any Member County. A maximum of two videos may be checked out at a time for a maximum of two-weeks per order. Please fill the form out in its entirety and fax or mail back to KWORCC.

Name		
Title		
County		
Mailing Address		
City	State	Zip
Phone		
Fax		
Video 1 Order No.	Video 2 Order No.	

Mail or fax your order to:

**KWORCC Safety Video Order**  
700 SW Jackson, Suite 200  
Topeka, KS 66603  
Fax: (785) 233-5440  
Phone: (785) 357-1069

.....  
**For KWORCC office use only.**

Date Order Received	Date Video Returned
---------------------	---------------------